

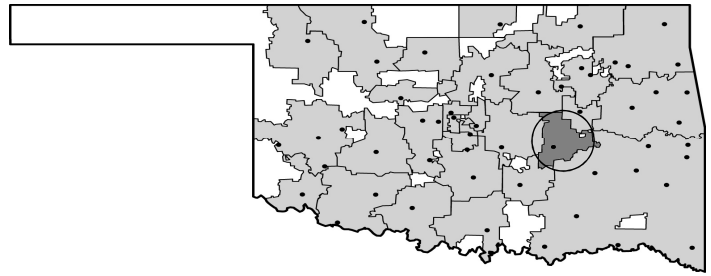
WES WATKINS TECHNOLOGY CENTER PROFILE

Oklahoma's CareerTech Districts: Wes Watkins Technology Center

**7892 Highway 9
Wetumka, Oklahoma 74883-6155
(405) 452-5500**

Mr. Wade Walling, Superintendent

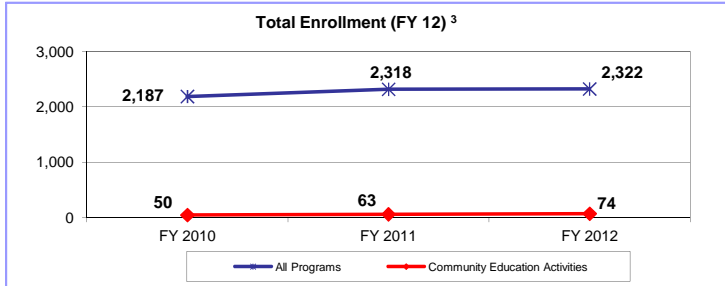
www.wwtech.org



DISTRICT OVERVIEW

Demographic Data ³ (FY 12)		
	Technology Center District Enrollment	Technology Centers Statewide Average
Caucasian	66.6%	72.1%
African American	5.8%	7.6%
Asian	0.1%	1.1%
Hispanic	1.5%	7.5%
American Indian	24.7%	10.5%
Two or More Races	1.3%	1.1%
Highest Educational Level for Adults Age 25+		
College Degree	26.6%	25.9%
H.S. Diploma w/o College Degree	69.1%	69.0%
Less than 12th Grade Education	4.3%	5.0%
Economically Disadvantaged Full-Time Secondary Students	0.0%	35.4%

Cost Per Student ² (FY 12)	Technology Center District	Statewide
Average Cost Per FTE Enrollment in Career Majors	\$6,425	\$8,298
Average Cost Per Enrollment in Bus. & Industry Programs	\$203	\$106



District Population & Partner Schools ^{1 & 3}
District population is 21,096 based on 2010 census data. School districts served include Bearden, Dustin, Graham, Hanna, Holdenville, Mason, Moss, Okemah, Weleetka and Wetumka.

Financial Data ² (FY 12)			
	Technology Center District	Technology Center %	Statewide %
REVENUE			
General Fund Revenue			
Revenue			
Local Funds	\$792,247	21.4%	68.7%
Local Ad Valorem	\$606,726	76.6%	84.0%
Adult Tuition	\$151,912	19.2%	10.2%
Local Other	\$33,608	4.2%	5.8%
State Funds	\$2,432,587	65.8%	24.9%
Federal Funds	\$470,486	12.7%	6.4%
Total General Fund Revenue	\$3,695,321	100.0%	100.0%
Building Fund Revenue			
Total Local Revenue	\$0	0.0%	
Local Taxes	\$0	0.0%	
Local Other Sources	\$0	0.0%	
State	\$0	0.0%	
Federal	\$0	0.0%	
Total Building Fund Revenue	\$0	100.0%	
TOTAL REVENUE:	\$3,695,321		
General and Building Fund Expenditures			
Classroom Activity & Instructional Support	\$1,571,042	48.5%	61.3%
Guidance & Counseling	\$160,735	5.0%	5.2%
General Administration	\$194,282	6.0%	2.5%
General Support	\$585,659	18.1%	12.6%
Student Transportation	\$168,103	5.2%	3.0%
Operation of Plant	\$533,512	16.5%	15.1%
Other Services	\$24,825	0.8%	0.3%
Subtotal:	\$3,238,158	100.0%	100.0%
Additional Expenditures			
Capital Outlay	\$67,791		
Student Financial Aid	\$171,898		
Other Expenditures	\$338,436		
Subtotal:	\$578,125		
TOTAL EXPENDITURES:	\$3,816,283		

Definitions of all terms can be found in the glossary at the beginning of this document.

Data provided by the following sources:

¹ Office of Accountability, State of Oklahoma

² Oklahoma Department of Career and Technology Education, Technology Center Services Division

³ Oklahoma Department of Career and Technology Education, Information Management Division

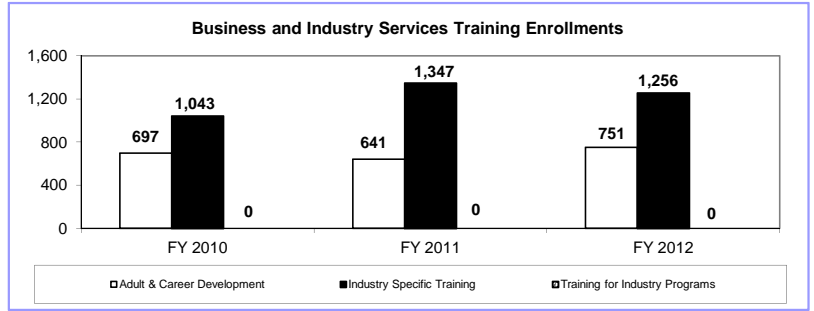
⁴ Oklahoma Department of Education

⁵ Technology Center

WES WATKINS TECHNOLOGY CENTER PROFILE

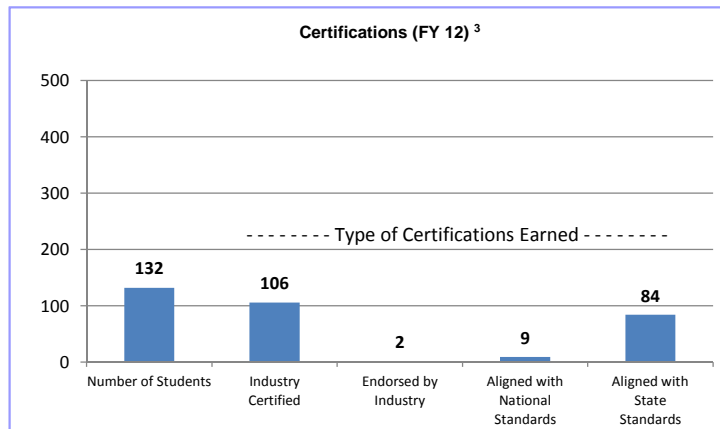
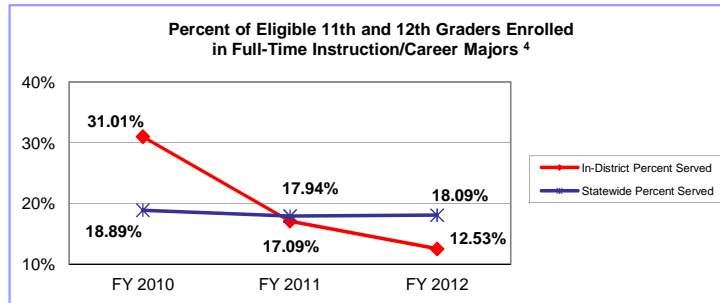
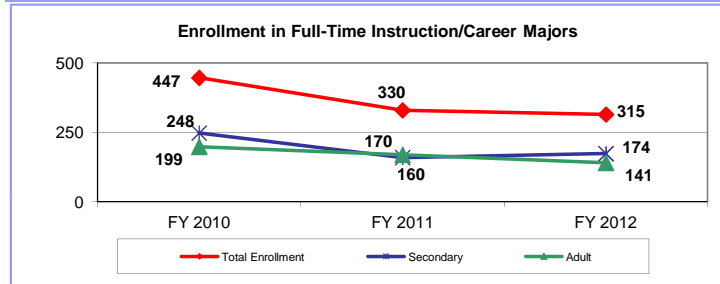
BUSINESS AND INDUSTRY SERVICES TRAINING³

Business and Industry Services Course Statistics		
Program Type (FY 12)	Number of Classes	Hours of Training
Adult and Career Development	139	2,857
Industry Specific Training	113	579
Training for Industry Programs	0	0
Total All Programs	252	3,435
Total Adjunct Instructors:		
	35	
Total Businesses & Industries Served:		
	52	



FULL-TIME INSTRUCTION AND CAREER MAJORS (FY 12)³

Instructors (FY 12) ²	
Career Major Instructors	11
National Board Certified Instructors	2
Average Annual Salary for Instructors (base salary):	
10 month contract:	\$43,916
11 month contract:	\$0
12 month contract:	\$55,662



Career Major Outcomes - Completion/Retention FY 12 ³			
Technology Center			
Completion Status:	Secondary	Adult	All Students
Retained/Completers	82%	96%	88%
Transfers	18%	0%	10%
Leavers	0%	4%	2%

Technology Centers - Statewide			
Completion Status:	Secondary	Adult	All Students
Retained/Completers	83%	87%	85%
Transfers	14%	3%	9%
Leavers	3%	10%	6%

Career Major Outcomes - Placement FY 12 ³			
Technology Center			
Placement Status:	Secondary	Adult	All Students
Total Positive Placement	89%	96%	93%
Military	1%	0%	1%
Employed Related	20%	65%	43%
Employed Not Related	2%	7%	5%
Continuing Education	66%	24%	45%
Unemployed Seeking	3%	1%	2%
Not in Labor Force	8%	3%	5%

Technology Centers - Statewide			
Placement Status:	Secondary	Adult	All Students
Total Positive Placement	95%	90%	93%
Military	3%	1%	2%
Employed Related	26%	66%	44%
Employed Not Related	5%	7%	6%
Continuing Education	61%	16%	41%
Unemployed Seeking	3%	6%	4%
Not in Labor Force	2%	4%	3%

PROJECTS AND UNIQUE ATTRIBUTES⁵

Wes Watkins Technology Center is committed to working collaboratively with all stakeholders to improve our district's education system and prepare students to lead and succeed in the 21st century. WWTC maximizes its resources by offering 41 career majors in the career cluster areas of Health Science, Information Technology, Architecture/Construction, Finance, and Business/Management/Administration. Business and Industry Services include adult continuing education, customized business/industry training, safety training and Agriculture Business Management.

WWTC's partnerships include nine school districts and three higher education institutions. The school is active in Technology Centers That Work and recognized as a leader in school improvement initiatives across the nation. WWTC has been recognized as a Gold Star School 19 times by meeting quality performance standards for Oklahoma Technology Centers.

Definitions of all terms can be found in the glossary at the beginning of this document.

Data provided by the following sources:

¹ Office of Accountability, State of Oklahoma

² Oklahoma Department of Career and Technology Education, Technology Center Services Division

³ Oklahoma Department of Career and Technology Education, Information Management Division

⁴ Oklahoma Department of Education

⁵ Technology Center