

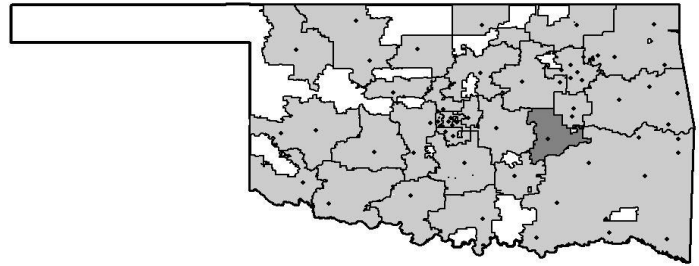
# WES WATKINS TECHNOLOGY CENTER DISTRICT

Oklahoma's CareerTech Districts:

**7892 Highway 9  
Wetumka, Oklahoma 74147-7200  
(405) 452-5500**

**Mr. Wade Walling, Superintendent**

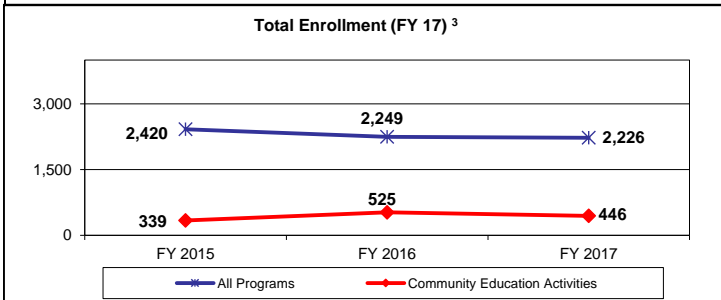
www.wwtech.edu



## DISTRICT OVERVIEW

Demographic Data <sup>3</sup> (FY 17)		
	Technology Center District Enrollment	Technology Centers Statewide Average
Caucasian	66.4%	64.9%
African American	5.6%	9.6%
Asian	0.4%	1.5%
Hispanic	2.4%	10.0%
American Indian	21.6%	11.4%
Two or More Races	3.6%	2.7%
Highest Educational Level for Adults Age 25+		
College Degree	29.6%	26.8%
H.S. Diploma w/o College Degree	66.6%	68.3%
Less than 12th Grade Education	3.9%	4.9%
Economically Disadvantaged Full-Time Secondary Students	3.8%	61.2%

Cost Per Student <sup>2</sup> (FY 17)		
	Technology Center District	Statewide
Average Cost Per FTE Enrollment in State Programs	\$10,722	\$9,838
Average Cost Per Enrollment in Bus. & Industry Programs	\$156	\$120



**District Population & Partner Schools <sup>1 & 3</sup>**

District population is 21,096 based on 2010 census data. School districts served are Bearden, Graham-Dustin, Hanna, Holdenville, Mason, Moss, Okemah, Weleetka and Wetumka.

Financial Data <sup>2</sup> (FY 17)			
	Technology Center District	Technology Center %	Statewide %
<b>REVENUE</b>			
<b>General Fund Revenue</b>			
<b>Revenue</b>			
Local Funds	\$834,306	23.3%	76.3%
Local Ad Valorem	\$691,832	82.9%	85.7%
Adult Tuition	\$134,040	16.1%	9.1%
Local Other	\$8,434	1.0%	5.2%
State Funds	\$2,402,514	67.1%	18.9%
Federal Funds	\$343,383	9.6%	4.8%
<b>Total General Fund Revenue</b>	<b>\$3,580,203</b>	<b>100.0%</b>	<b>100.0%</b>
<b>Building Fund Revenue</b>			
<b>Total Local Revenue</b>			
Local Taxes	\$649,121	0.0%	
Local Other Sources	\$137	0.0%	
State	\$17	0.0%	
Federal	\$0	0.0%	
<b>Total Building Fund Revenue</b>	<b>\$649,275</b>	<b>100.0%</b>	
<b>TOTAL REVENUE:</b>	<b>\$4,229,478</b>		
<b>General and Building Fund Expenditures</b>			
Classroom Activity & Instructional Support	\$1,770,131	52.7%	60.0%
Guidance & Counseling	\$114,152	3.4%	4.9%
General Administration	\$214,110	6.4%	2.7%
General Support	\$588,249	17.5%	13.6%
Student Transportation	\$197,681	5.9%	2.7%
Operation of Plant	\$467,996	13.9%	15.7%
Other Services	\$5,637	0.2%	0.3%
<b>Subtotal:</b>	<b>\$3,357,956</b>	<b>100.0%</b>	<b>100.0%</b>
<b>Additional Expenditures</b>			
Capital Outlay	\$922,726		
Student Financial Aid	\$93,638		
Other Expenditures	\$77,334		
<b>Subtotal:</b>	<b>\$1,093,698</b>		
<b>TOTAL EXPENDITURES:</b>	<b>\$4,451,654</b>		

Definitions of all terms can be found in the glossary at the beginning of this document.

Data provided by the following sources:

<sup>1</sup> Office of Accountability, State of Oklahoma

<sup>2</sup> Oklahoma Department of Career and Technology Education, Technology Center Services Division

<sup>3</sup> Oklahoma Department of Career and Technology Education, Information Management Division

<sup>4</sup> Oklahoma Department of Education

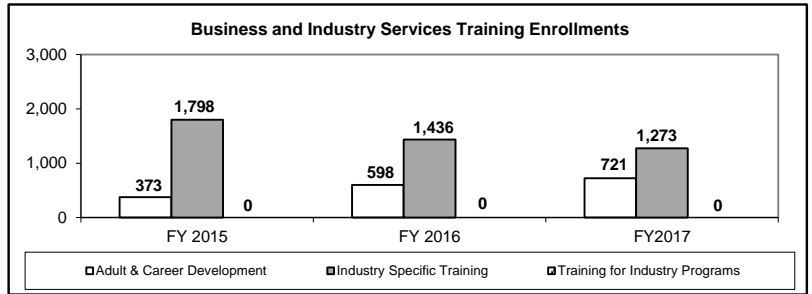
<sup>5</sup> Technology Center

# WES WATKINS TECHNOLOGY CENTER DISTRICT

## BUSINESS AND INDUSTRY SERVICES TRAINING<sup>3</sup>

### Business and Industry Services Course Statistics

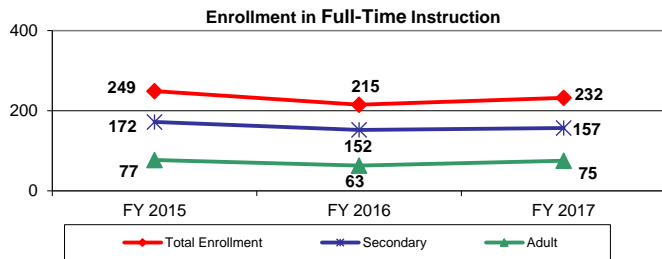
Program Type (FY 17)	Number of Classes	Hours of Training
Adult and Career Development	105	1,955
Industry Specific Training	150	1,069
Training for Industry Programs	0	0
<b>Total</b>	<b>255</b>	<b>3,024</b>
Total Adjunct Instructors:	57	
Total Businesses & Industries Served:	54	



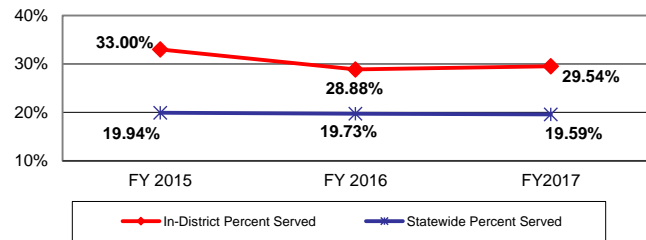
## FULL-TIME INSTRUCTION (FY 17)<sup>3</sup>

### Instructors (FY 17)<sup>2</sup>

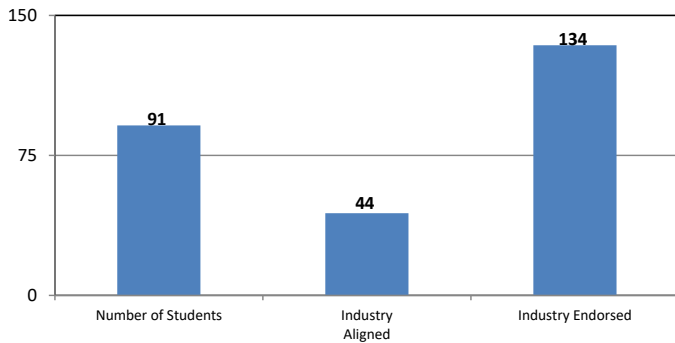
State Program Instructors	14
National Board Certified Instructors	1
Average Annual Salary for Instructors (base salary):	
10 month contract:	\$46,191
11 month contract:	\$0
12 month contract:	\$60,818



### Percent of Eligible 11th and 12th Graders Enrolled in Full-Time Instruction<sup>4</sup>



### Certifications (FY 17)<sup>3</sup>



### State Program Outcomes - Completion/Retention FY 17<sup>3</sup>

Technology Center			
Completion Status:	Secondary	Adult	All Students
Retained/Completers	89%	89%	89%
Transfers	10%	1%	7%
Leavers	1%	9%	4%
Statewide			
	Secondary	Adult	All Students
Retained/Completers	85%	88%	86%
Transfers	12%	2%	9%
Leavers	2%	10%	5%

### State Program Outcomes - Placement FY 17<sup>3</sup>

Technology Center			
Placement Status:	Secondary	Adult	All Students
<b>Total Positive Placement</b>	92%	90%	92%
Military	1%	0%	1%
Employed Related	33%	77%	50%
Employed Not Related	8%	8%	8%
Continuing Education	51%	6%	33%
Unemployed Seeking	6%	2%	5%
Not in Labor Force	1%	8%	4%
Statewide			
Placement Status:	Secondary	Adult	All Students
<b>Total Positive Placement</b>	96%	92%	95%
Military	3%	1%	2%
Employed Related	24%	70%	42%
Employed Not Related	6%	9%	7%
Continuing Education	63%	12%	44%
Unemployed Seeking	3%	5%	4%
Not in Labor Force	2%	4%	2%

## PROJECTS AND UNIQUE ATTRIBUTES<sup>5</sup>

Wes Watkins Technology Center prepares students for careers and gives them a competitive advantage to compete for the best jobs. WWTC has been recognized as a Gold Star School 25 times by meeting quality performance standards for Oklahoma technology centers.

WWTC has 14 fulltime career training programs in air conditioning and heating technician, biomedical science academy, building maintenance, business and information technology, computer science academy, construction, electrician, health careers, IT, multimedia, multiskilled nursing assistant, practical nursing, surgical technology and welding.

Business and Industry Training, Adult Training and Development, Rural Development and Small Business Management initiatives strive to attract, retain and grow jobs and businesses in our area, and build a stronger local economy. WWTC provides business and industry partners workforce resources and offers customized training. Partnerships include nine school districts and two higher education institutions. The school is active in Technology Centers That Work and recognized as a leader in school improvement initiatives.

Wes Watkins Technology Center is committed to achieving our Mission "A Job for Every Student and Workforce for Every Company."

Definitions of all terms can be found in the glossary at the beginning of this document.

Data provided by the following sources:

<sup>1</sup> Office of Accountability, State of Oklahoma

<sup>2</sup> Oklahoma Department of Career and Technology Education, Technology Center Services Division

<sup>3</sup> Oklahoma Department of Career and Technology Education, Information Management Division

<sup>4</sup> Oklahoma Department of Education

<sup>5</sup> Technology Center